



THE APP IS EASY!

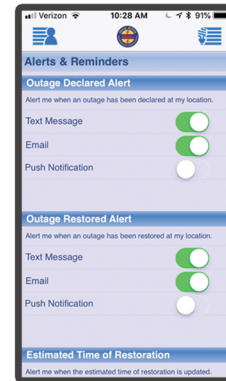
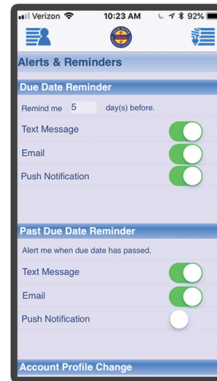
Step 1

Get the free DREMC mobile app from the Apple App Store or from the Google Play Store. Just search for DREMCmobile.



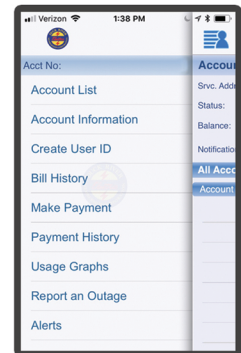
Step 2

Create your new mobile account profile by entering your DREMC account number and setting up a username and password.



Step 3

Now you're ready to select which alerts and reminders you wish to receive from DREMC! It's just that easy!



Our mobile app has many helpful features including making a payment, viewing billing and payment history, reporting an outage, viewing the outage map, visiting DREMC on social media and accessing information about our office locations.