




# DREMC's Mobile App

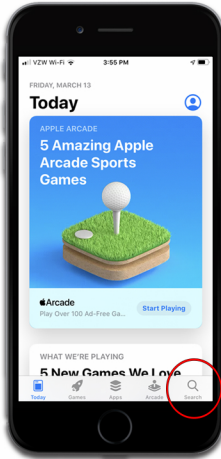
## EASY STEP-BY-STEP GUIDE\*

Download DREMC's app to your mobile device and access your account 24/7/365!

Follow the steps below to create a NEW USER profile with your DREMC account number, the last four digits of the phone number and SSN listed on your account. Enjoy the convenience of using DREMC's mobile app!




Click on the app store icon.



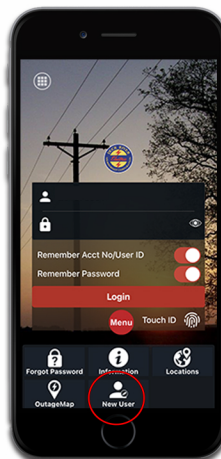
Click on the search button at the bottom of the screen.



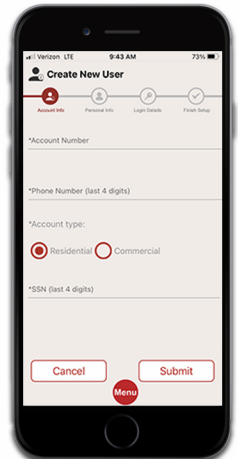
Type DREMCmobile in the search bar.



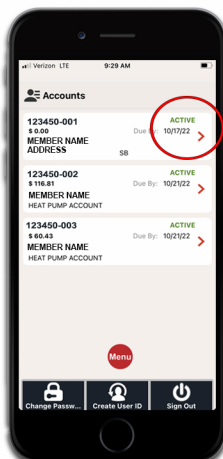
The DREMC mobile app will download to your device.



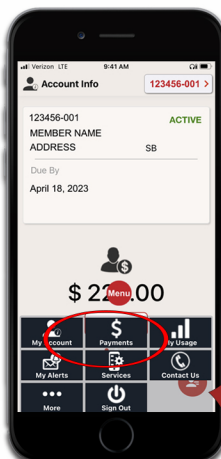
Tap the MENU button to create a NEW USER profile.



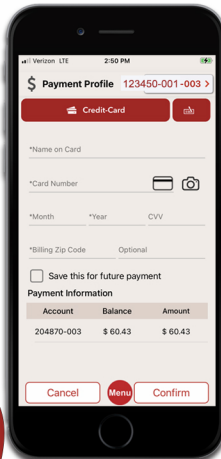
Enter the full DREMC account number and the last four digits of the phone number and SSN listed on the account.



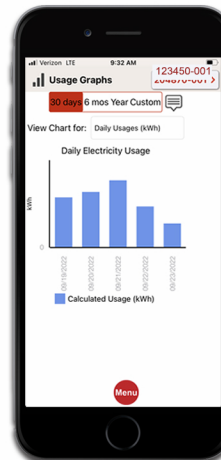
Use the app to manage your account(s). Tap the red arrow on the right to select the account, and then tap the MENU button to see the options.



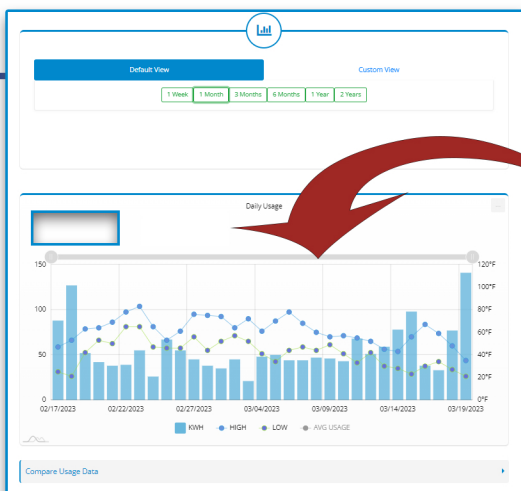
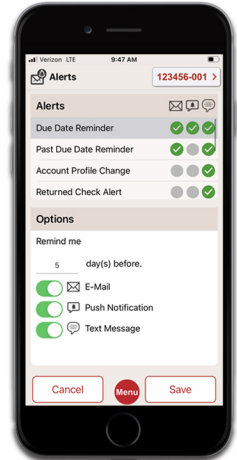
Payments can be made on a single account or multiple accounts by using this button.



You can save the payment profile you enter and save the information for future payments.



The AMI meter at your location records daily energy use data, and you can view usage trends using the app. More detailed data is available by logging into your online account at [www.dremc.com](http://www.dremc.com). You can also opt-in to receive daily energy use notifications via text and/or email and set other alerts and reminders for your account, including outage alerts, due date reminders, and more.



Visit [www.dremc.com](http://www.dremc.com) and log in to your account using the full DREMC account number and password to access information, including daily energy use, daily high and low temperatures, billing and payment data, and more. You can also make payments, opt-in for E-billing and autopay options, set alerts and reminders for your account, and more.

**New website user? Create an online account profile using the full DREMC account number and a 10-digit alphanumeric password. The password should be the same for the online account and mobile app.**

\*These directions are based on Apple iPhone. These basic steps also apply to Android phones and other mobile devices.

**YOUR DREMC ACCOUNT NUMBER IS:**